



Sint-Jan Berchmanscollege

Jakob Smitslaan 36

2400 MOL

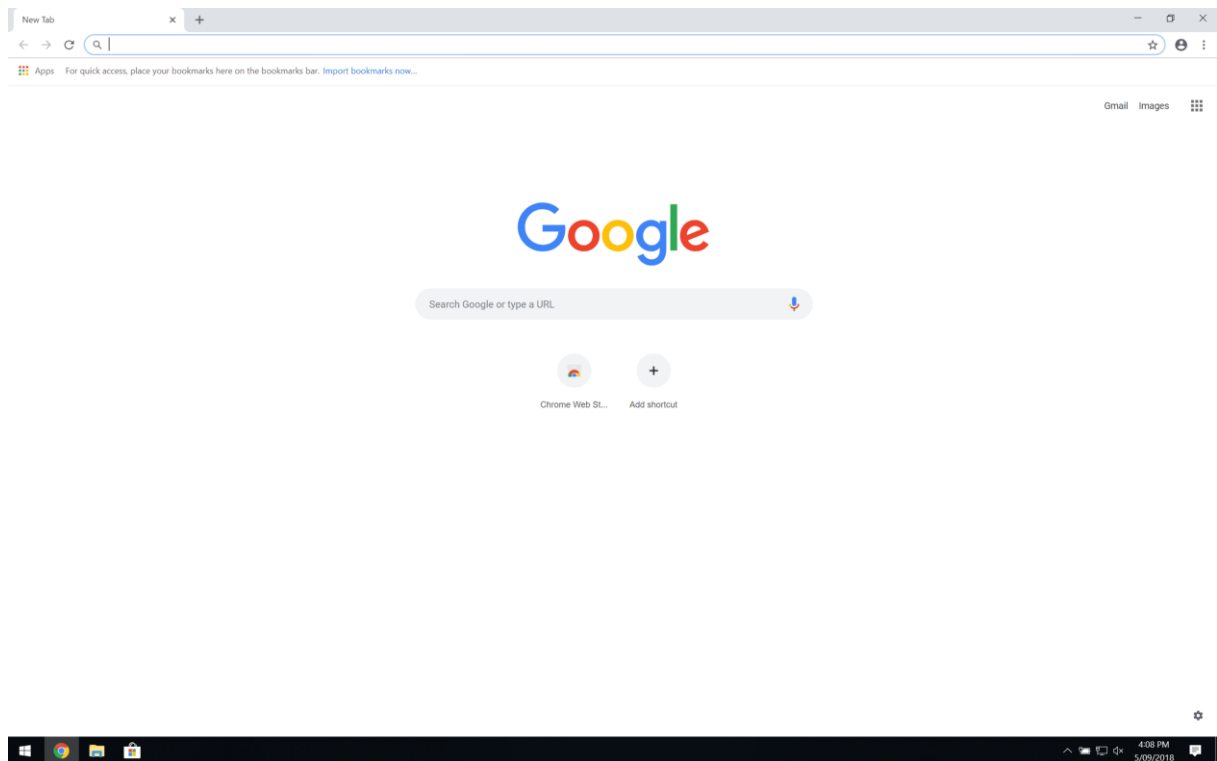


Naam: Sil Van Praet

1) WHAT IS GOOGLE CHROME?

Google Chrome is a web browser developed by Google. Google Chrome uses the WebKit-based Blink as well as other open source software, especially that of Mozilla. Google Chrome is based on Chromium, an open source project of Google. Google Chrome is suitable for various operating systems, the latest versions of which are not always released at the same time. The updates are recent.

This is how the google chrome start screen looks like:

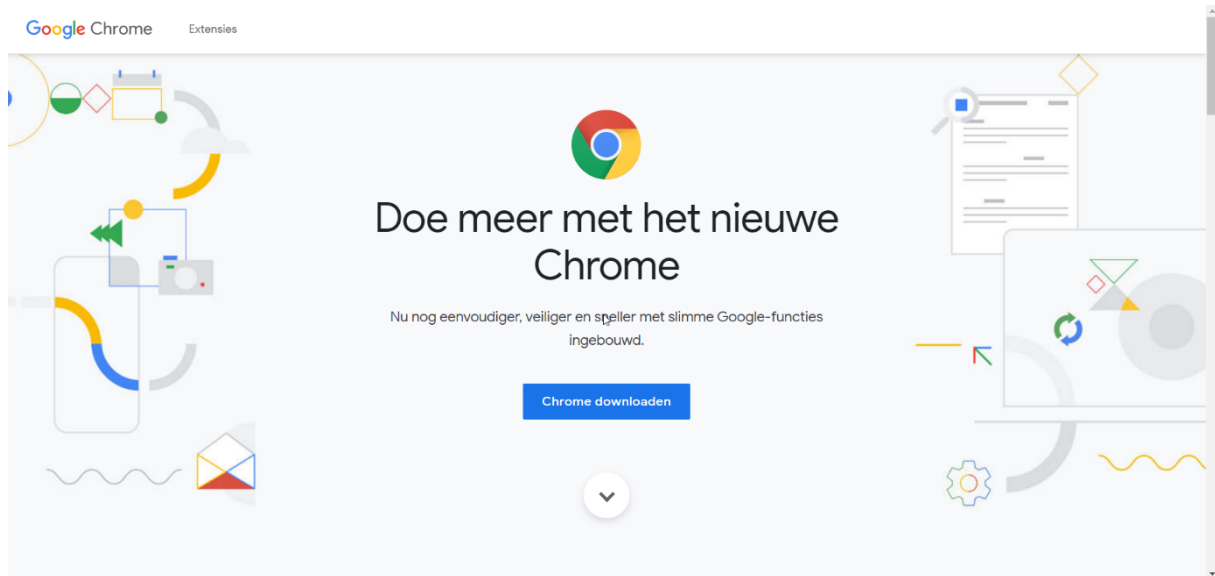


2) INSTALLATION

Install Chrome on Windows



1) [Download the installation file](#). (by clicking the link)



2) If prompted, click Run or Save.

4) If you choose Save, double click on the download to start the installation.

4) Start Chrome:

Windows 7: A Chrome window will open as soon as everything is ready.

Windows 8 and 8.1: A welcome dialog will appear. Click Next to select your default browser.


Windows 10: A Chrome window will open when everything is ready. You can set Chrome as your default browser.

Install Chrome on Mac



1) [Download the installation file](#)

2) Open the file called '*googlechrome.dmg*'.

3) In the window that opens, find Chrome .

4) Drag Chrome to the Applications folder.

-You might be asked to enter the admin password.

-If you don't know the admin password, drag Chrome to a place on your computer where you can make edits, like your desktop.

5) Open Chrome.

6) Open Finder.

7) In the sidebar, to the right of Google Chrome, click Eject ▲.

3) SET UP Chrome Browser

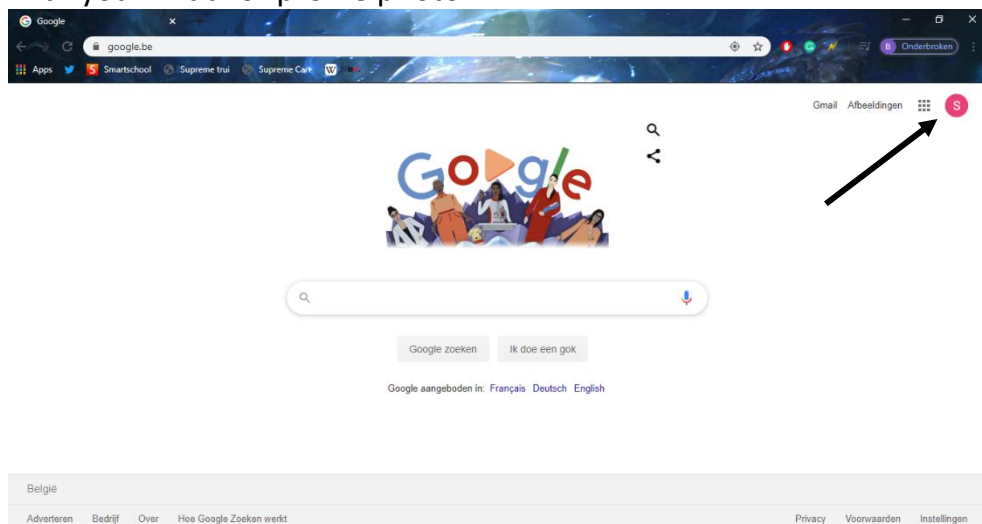
After you install Chrome Browser, you can add profiles, import your bookmarks, sync setting across your devices, and more.

3.1) identify which account you're in

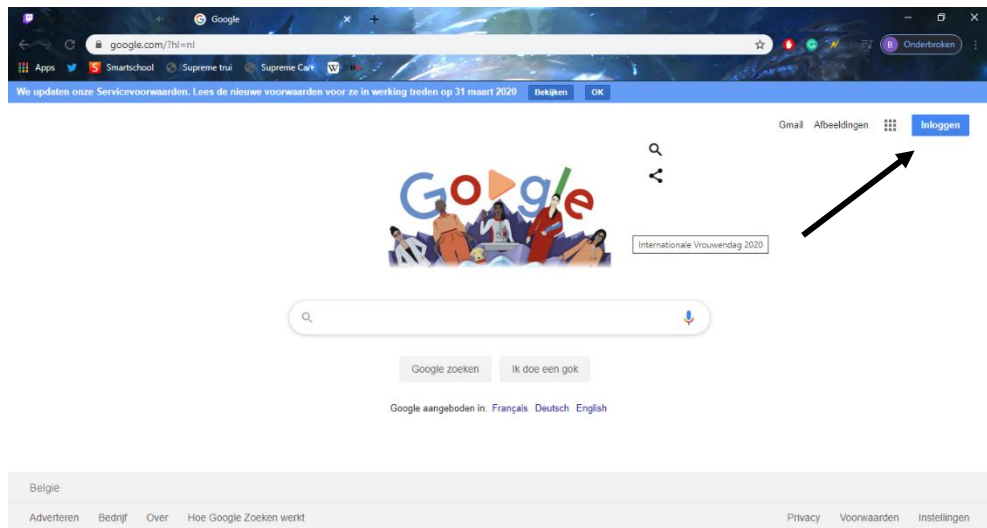
If you have several Google accounts, like personal Gmail accounts and a G Suite administrator account, you can easily identify and manage your accounts.

1. Go to google.com.

-
- If you're signed in to your browser, at the top right, you'll see an icon with your initial or profile photo.




- If you're not signed in to an account, you'll see Sign in.




3.2) Create Chrome Browser profiles

Creating different Chrome profiles lets you switch between your work account and your other Google accounts, such as personal or test accounts, without signing out each time.

Add a Chrome profile:

1. In Chrome Browser, at the top right, click Profile .
2. Click Manage people.
3. Click Add person.
4. Choose a name and a photo.
5. Click Save. A new window will open and ask you to turn on sync.
6. Turn sync on in Chrome with a Google Account for the new profile. Their bookmarks, history, passwords, and other settings will automatically sync.

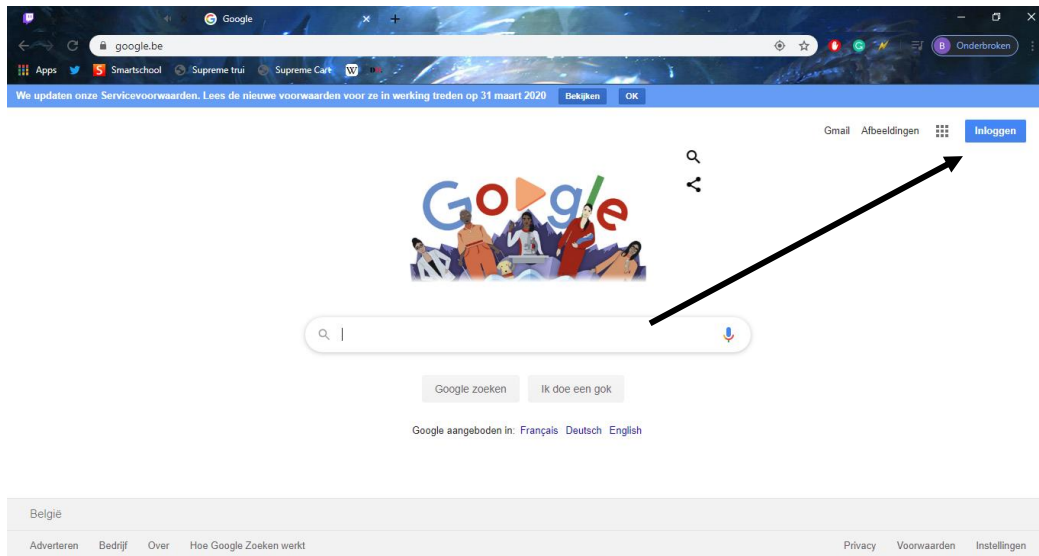
Switch to another profile:

1. In the top-right corner, click your profile icon .
2. Click the profile you want to switch to.

Remove a profile

If you remove a profile from Chrome Browser, your profile history, passwords, and other settings are removed from your computer.

1. At the top right, click More Settings.



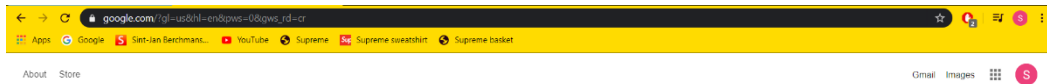
2. In the People section, click Manage other people and hover over the person you want to remove.
3. Click More \vdots > Remove this person.
4. Click Remove this person again to confirm.

4) HOW Chrome WORKS

4.1) Google Search

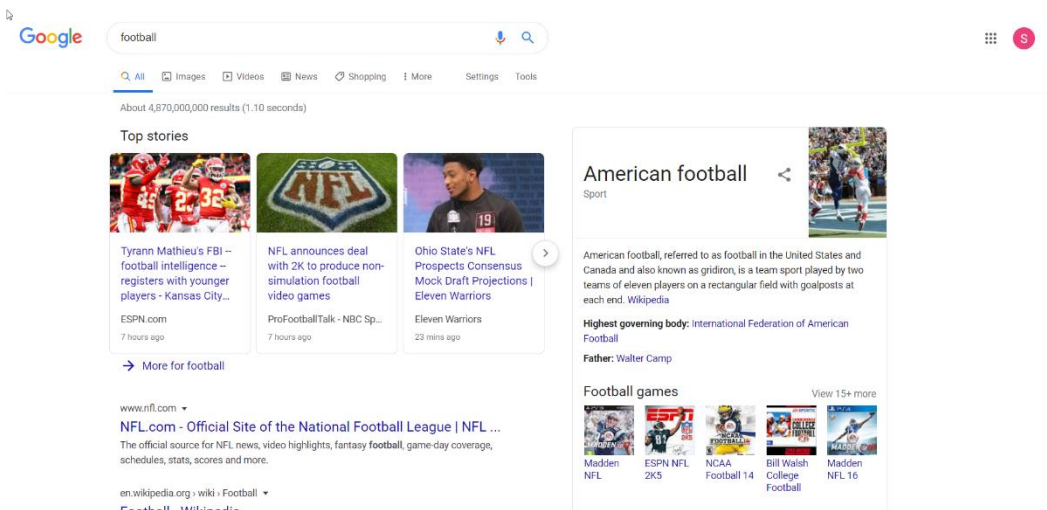
Actually searching Google is pretty easy. Just type what you're interested in finding into the search box on the Google web site or into your toolbar!

If you're using a toolbar, as you type, you may see words begin to appear below the toolbar's search box. These are suggestions that Google thinks may match what you're interested in. Google calls this "Google Suggest". You can ignore the suggestions, but if one seems useful, select it to save some typing.



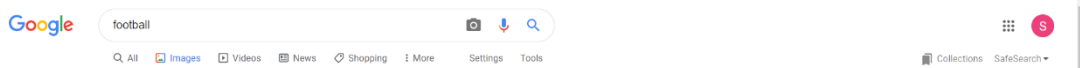
1) Type the word you want to search.

2) You can press ENTER or click "Google Search".

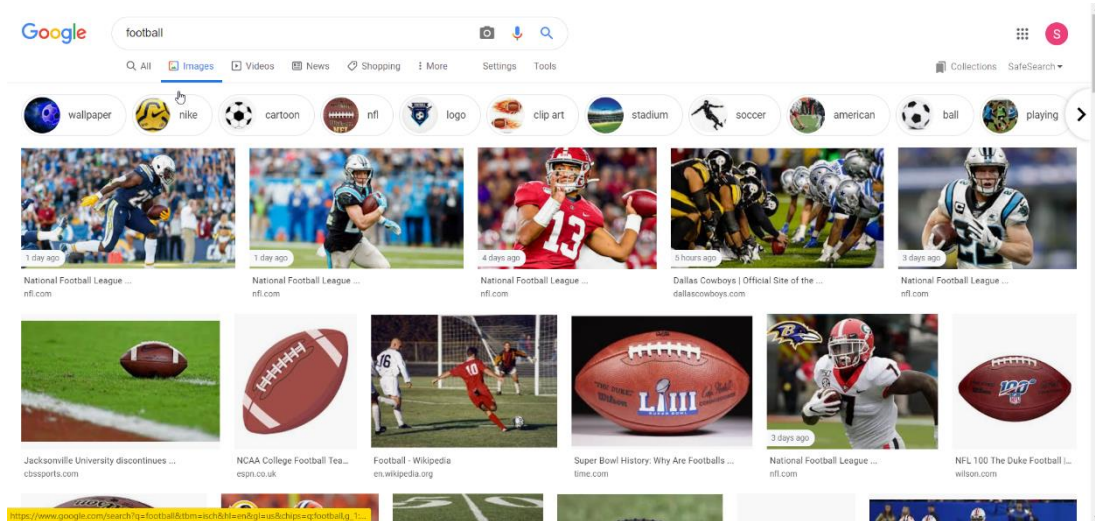


3) This is the result you get when you search football.

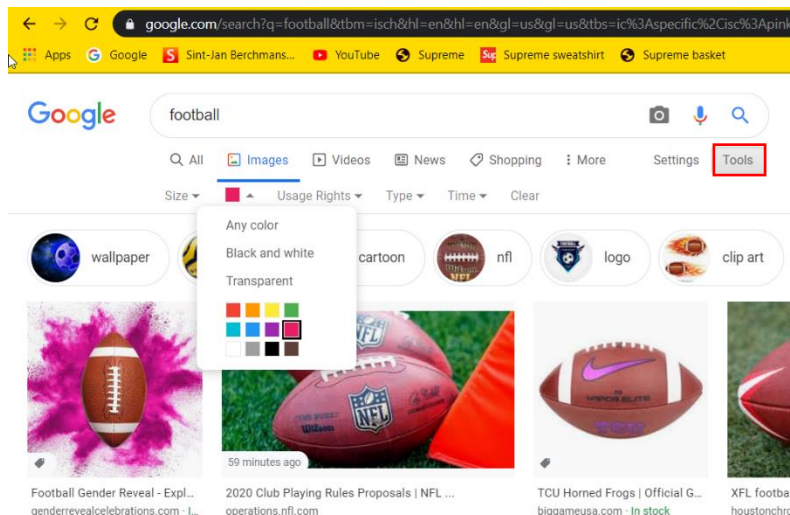
There may be times when you're looking for something more specific, like a **news article**, **picture**, or **video**. Most search engines have **links** at the top of the page that allow you to perform these unique searches.



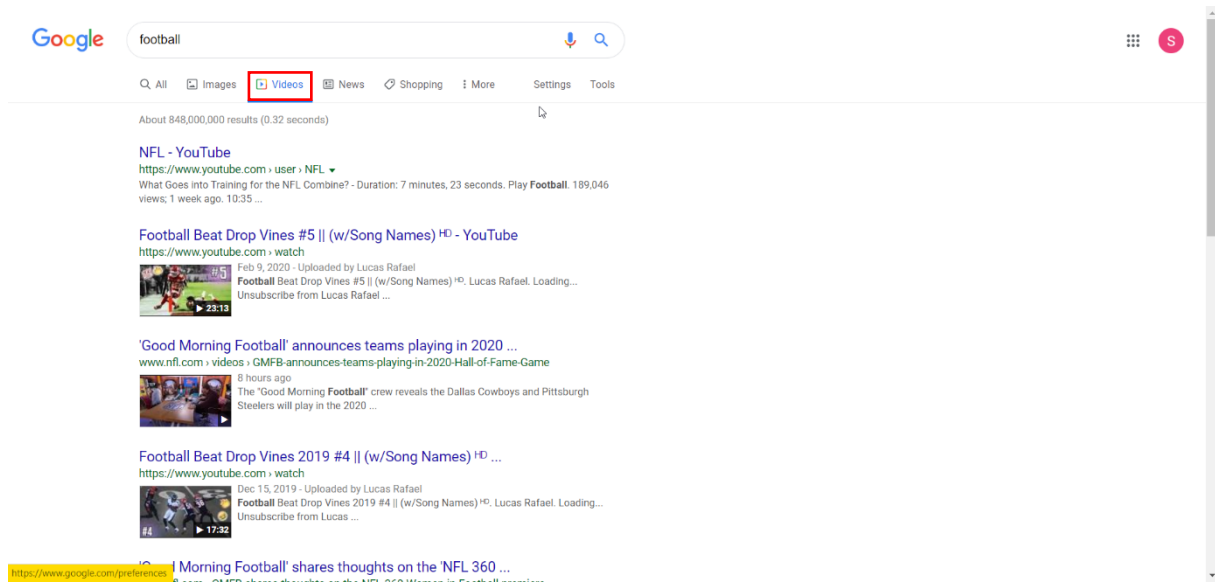
In the example below, we've used the same search terms to look for **images** instead of websites. If you see an image you like, you can click to visit the website it originally came from.



You can use the extra **Tools** to narrow down your results even more. These tools will change based on the type of content you're looking for, but in this example we can filter our images by **size, color, usage rights, image type**, and more. So if you wanted a pink/red football, you could search for images that are mostly pink/red.

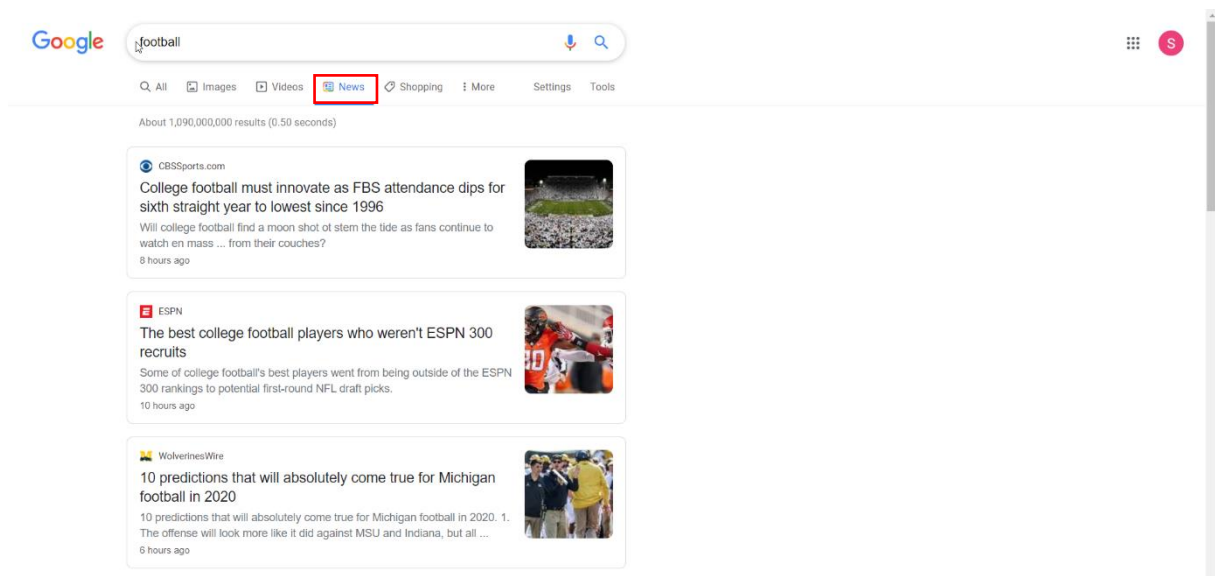


Now we are going to use the same search term but then click **video** instead of images.

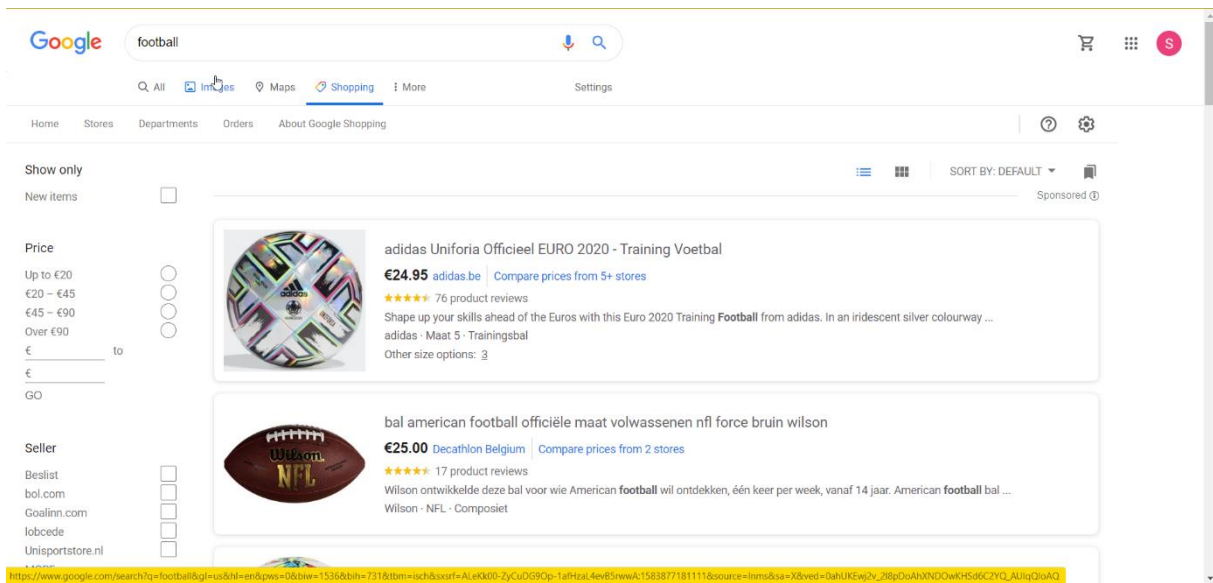


As you can see above you get all videos of football matches. If you press the link you will be redirected to the site where the video can be seen.

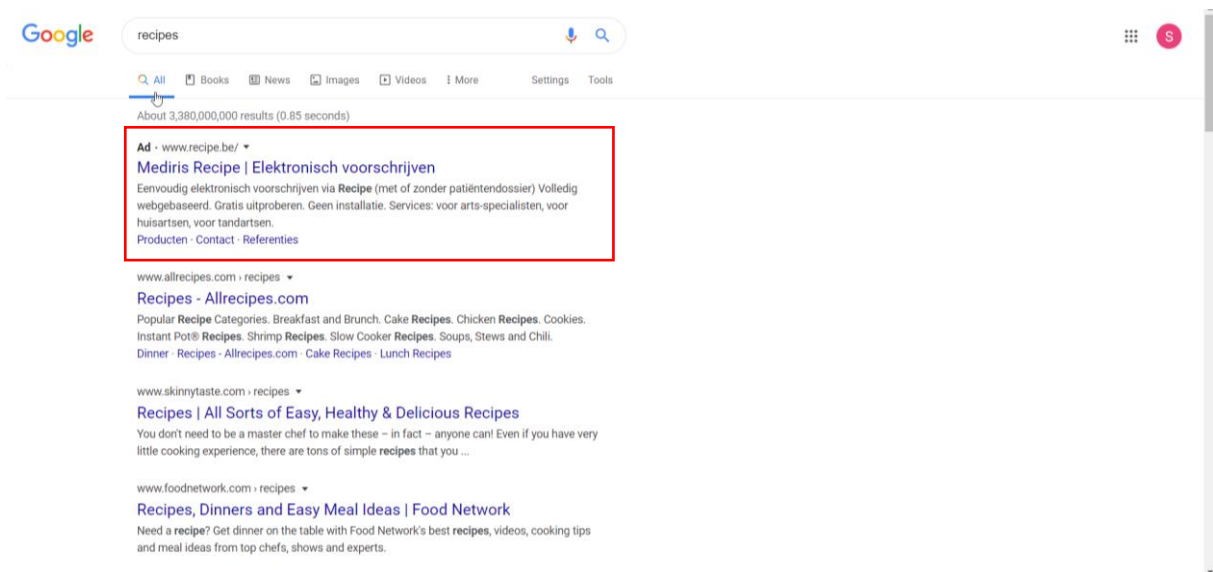
When you click news, you get all the news about what's going on in the football world as you see below.



The last link is Shopping. if you click on it you'll get all the products about football you can buy.



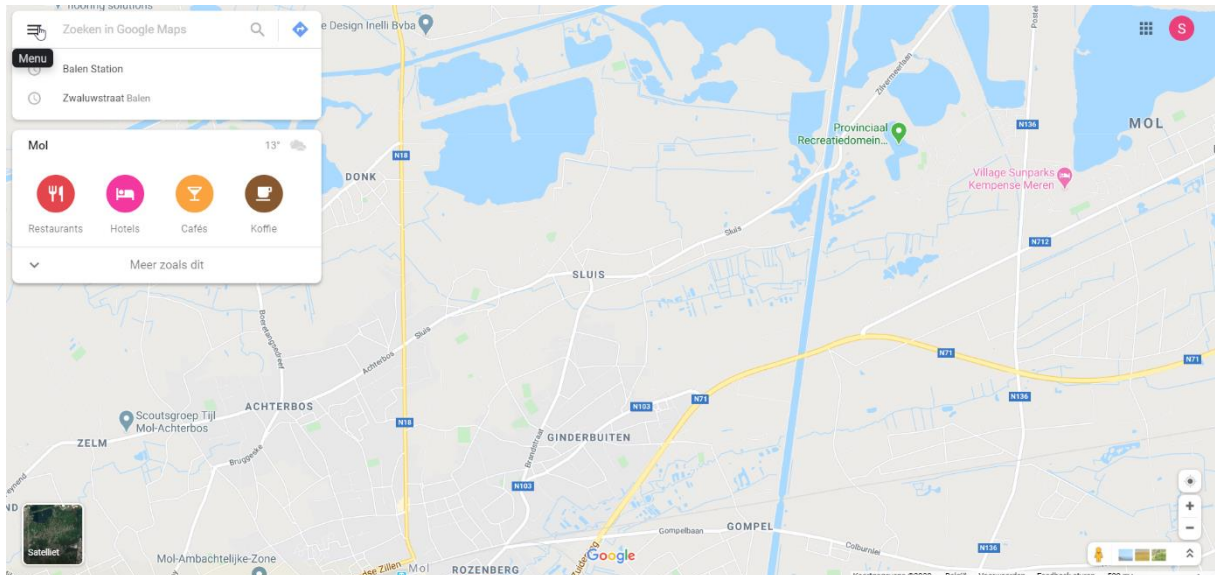
Most search engines include **advertisements** with search results. For example, you can see advertisements at the top of the search results below.



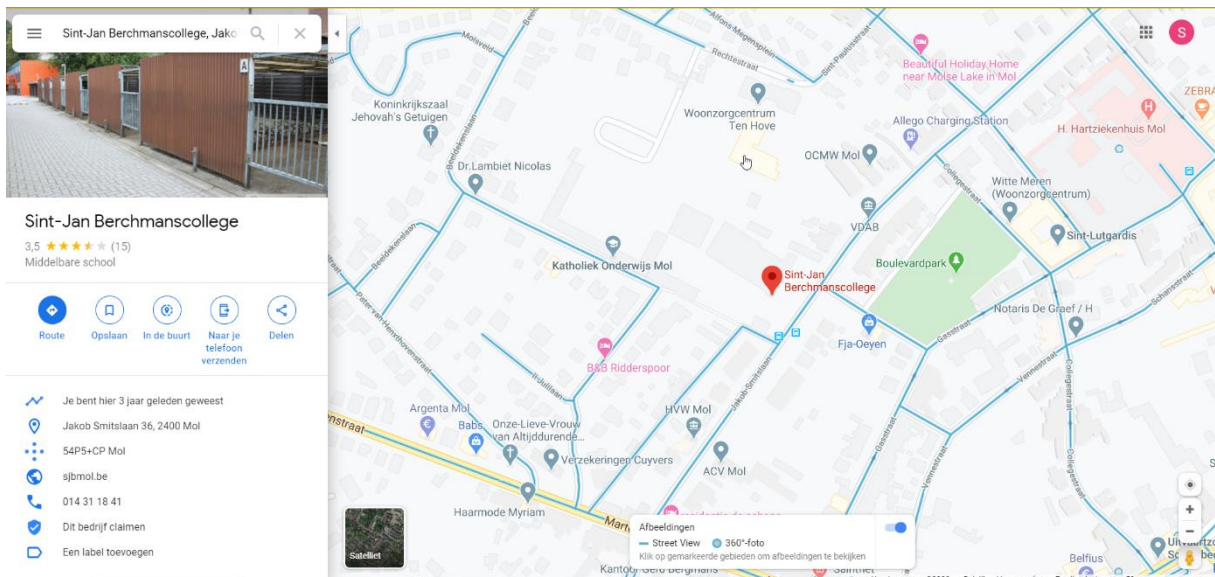
These ads are based on your search terms, and they often look similar to other search results. While they may be useful in some cases, it's usually more helpful to focus on the actual search results.

4.2) Google Maps

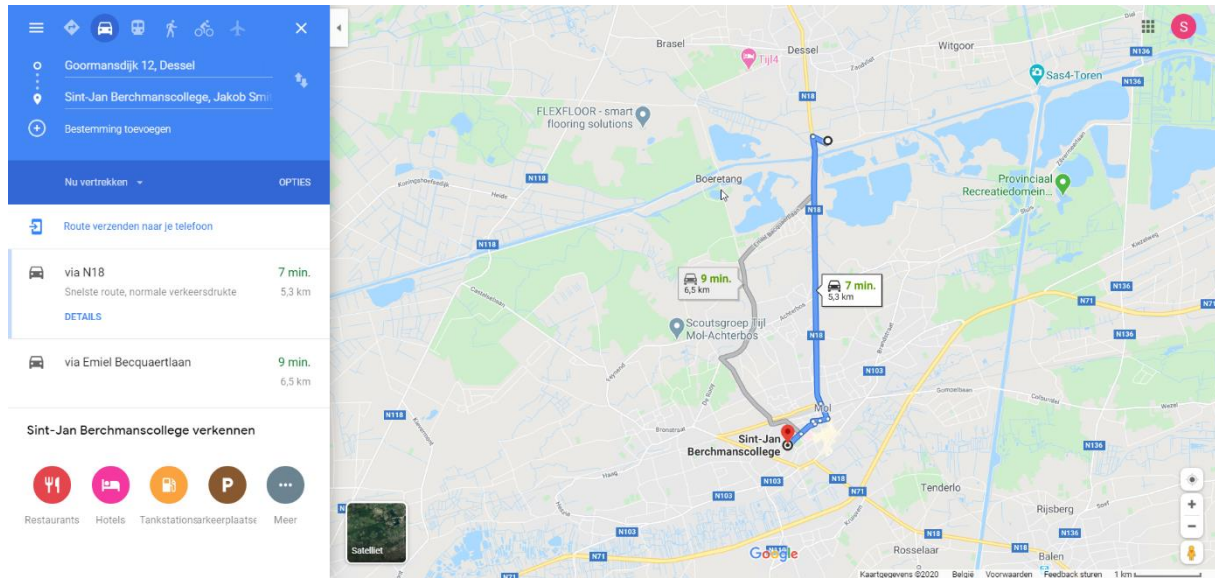
If you type google maps in the search bar, you'll be linked to google maps. Google Maps is a web mapping service developed by Google. It offers satellite imagery, aerial photography, street maps, 360° interactive panoramic views of streets (Street View), real-time traffic conditions, and route planning for traveling by foot, car, bicycle and air.



This is what google maps look like. On the top left you can look up the location you want.



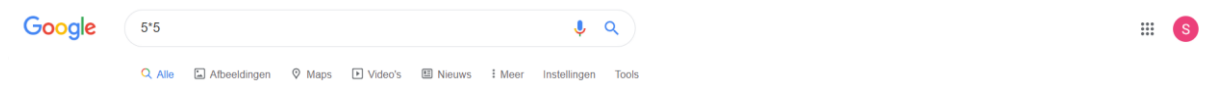
as you can see at the top of the picture, you can see your route. If you press that button, a route will be created from your starting location to your final location.



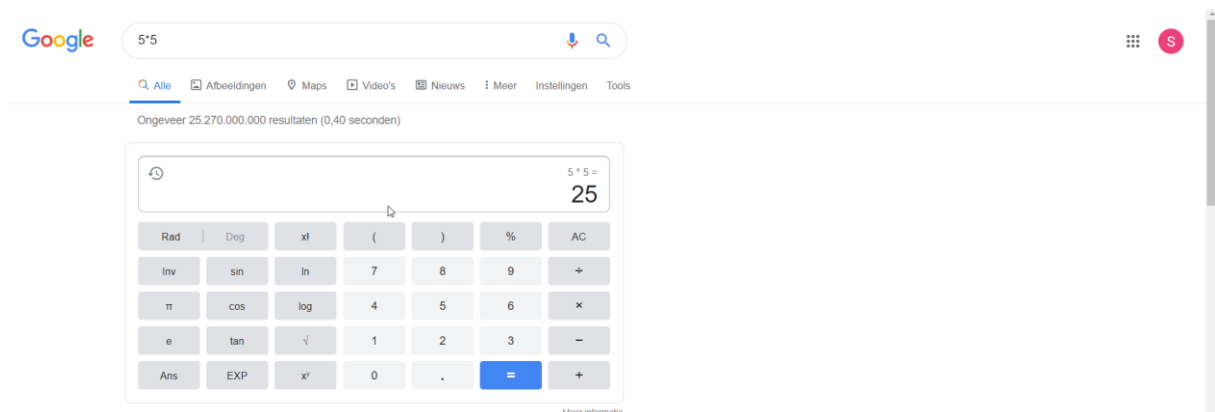
This is what you see when you press search. Now you can see if there's traffic jams, how many kilometres it is, how long the ride takes. You can also choose with any foot gear you want. You just have to click on the vehicle from the top left and then google maps will calculate it. You can also use google maps as gps.

4.3) Google Calculator

To use Google's built-in calculator function, simply enter the calculation you'd like done into the Google search box and hit the Enter key or click on the Google Search button. The calculator can solve math problems involving basic arithmetic, more complicated math, units of measure and conversions, and physical constants.



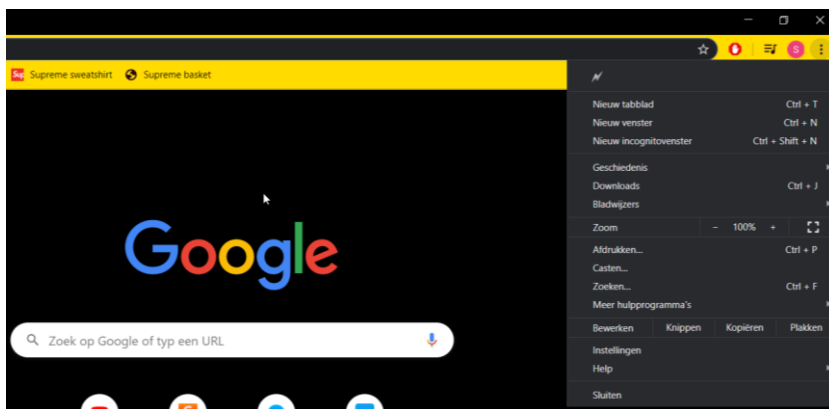
As you can see above, I've entered a sum in the search bar. Google automatically displays a calculator with the answer.



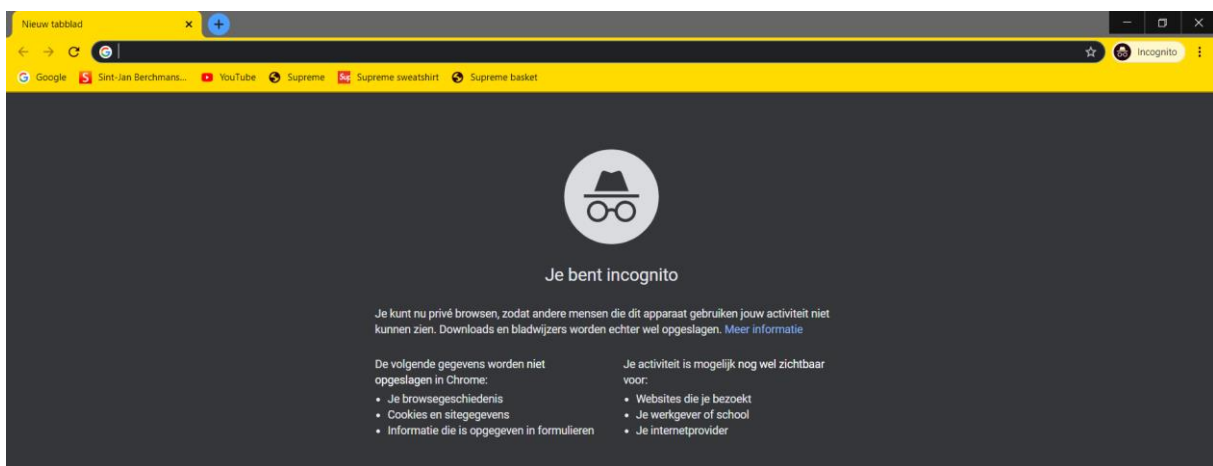
4.4) Private Browsing

Private browsing is a privacy feature in some web browsers. When operating in such a mode, the browser creates a temporary session that is isolated from the browser's main session and user data. Browsing history is not saved, and local data associated with the session, such as cookies, are cleared when the session is closed. These modes are designed primarily to prevent data and history associated with a particular browsing session from persisting on the device, or being discovered by another user of the same device.

To open an incognito window, start Chrome and click the menu in the top right corner of the window.



Click New Incognito Window and start browsing. Alternatively, you can press Ctrl+Shift + N to bring up a new incognito window without entering the Chrome settings menu.



This is how an Incognito Window looks like.

4.5) Google Chrome hidden games

Did you know that google chrome has a few hidden games?

a. DINO RUN

Most people who work online for a living don't move away from their computer when there is no Internet connectivity available. Enter the T-Rex. One of the fiercest predators to walk Earth. Try opening any website in Chrome, and you will get the No internet error.

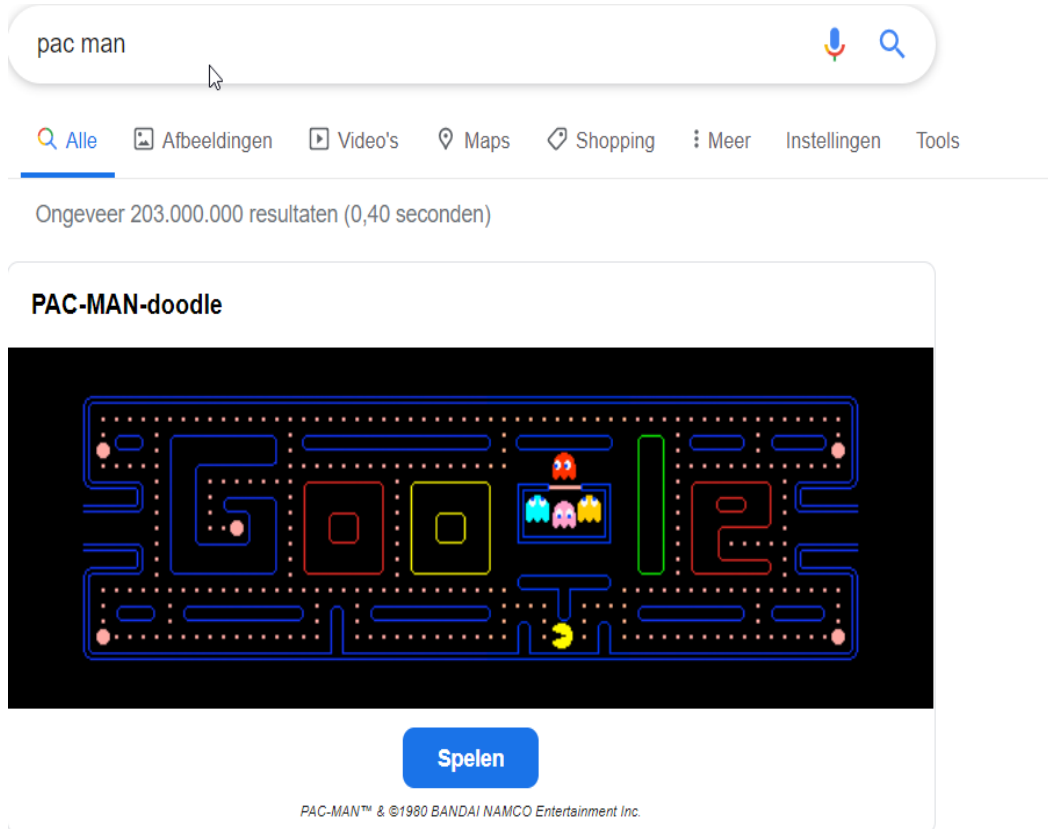


Now press on the 'Space' button on your keyboard to begin the game. T-Rex will continue to run and you can jump using the Space button to avoid obstacles.



b. PAC-MAN

Pac-Man ushered in the golden age of maze games in the late 80s and since then has become a social phenomenon of sorts.



Just search for the game in Google Search, and it will present you a Doodle that you can play inside Search.

Here are a few more hidden games that you can test out:

- c. ATARI BREAKOUT
- d. ZERG RUSH
- e. FLIGHT SIMULATOR